


REGULATION 33 FORMAT

Allsectech Manila, Inc.
3F Market! Market! Bonifacio Global City Taguig City
March 31, 2025

S.No.	Particulars	Quarter ended	Quarter ended	Quarter ended	Year ended	Year ended
		31 March 2025	31 December 2024	31 March 2024	31 March 2025	31 March 2024
		Reviewed	Reviewed	Reviewed	Audited	Audited
1	Revenue From Services Rendered	329,020,914	342,979,446	269,044,056	1,271,827,206	900,487,784
2	Other Income	(2,615,283)	12,181,675	1,115,808	1,909,082	11,716,485
3	Total income (1+2)	326,405,631	355,161,121	270,159,864	1,273,736,288	912,204,269
4	Expenses:					
	Connectivity cost	3,273,936	4,834,046	3,041,906	16,724,359	10,448,294
	Employee benefits expense	208,370,709	195,459,714	152,397,405	766,025,356	478,064,451
	Finance costs	4,557,636	1,461,557	2,488,628	10,791,043	6,022,564
	Depreciation and amortization expense	34,224,351	23,178,224	20,891,762	102,859,147	62,822,673
	Other expenses	23,598,732	27,981,339	23,376,366	102,265,792	88,419,835
	Total expenses (4)	274,025,364	252,914,881	202,196,067	998,665,697	645,777,818
5	Profit/(loss) before exceptional items and tax (3-4)	52,380,267	102,246,240	67,963,797	275,070,591	266,426,451
6	Exceptional Items	-	-	-	-	-
7	Profit/(loss) before tax (5-6)	52,380,267	102,246,240	67,963,797	275,070,591	266,426,451
8	Tax expense:					
	-Current tax	10,192,010	12,374,774	8,568,684	41,022,895	31,433,026
	-Deferred tax	-	-	-	-	-
9	Profit (Loss) for the period from continuing operations (7-8)	42,188,257	89,871,466	59,395,113	234,047,695	234,993,425
10	Profit/(loss) from discontinued operations	-	-	-	-	-
11	Tax expense of discontinued operations	-	-	-	-	-
12	Profit/(loss) from Discontinued operations after tax (10-11)	-	-	-	-	-
13	Profit/(loss) for the period (9+12)	42,188,257	89,871,466	59,395,113	234,047,695	234,993,425
14	Other Comprehensive Income					
	A (i) Items that will not be reclassified to profit or loss	207,382	-	(1,042,777)	(670,927)	(1,815,546)
	(ii) Income tax relating to items that will not be reclassified to profit or loss	-	-	-	-	-
	B (i) Items that will be reclassified to profit or loss	-	-	-	-	-
	(ii) Income tax relating to items that will be reclassified to profit or loss	-	-	-	-	-
15	Total Comprehensive Income for the period (13+14)(Comprising Profit (Loss) and Other Comprehensive Income for the period)	42,395,639	89,871,466	58,352,336	233,376,768	233,177,879
16	Earnings per equity share (for continuing operations)					
	(1) Basic	52	111	72	287	287
	(2) Diluted	52	111	72	287	287
17	Earnings per equity share (for dis-continued operations)					
	(1) Basic	-	-	-	-	-
	(2) Diluted	-	-	-	-	-
18	Earnings per equity share (for dis-continued and continuing operations)					
	(1) Basic	52	111	72	287	287
	(2) Diluted	52	111	72	287	287


SURESH RAJAGOPALAN
Country Manager
Allsectech Manila, Inc.

Place: Manila, Philippines
Date:




Allsectech Manila, Inc.
Trial Balance
As at March 31, 2025 and 2024
(Amounts in PHP)

G/L Account	Particulars	March 31, 2025	March 31, 2024
10000100	Furniture	17,864,667	17,864,667
10000110	Dep Cum - Furniture	(15,590,933)	(14,155,173)
10000200	Office Equipments	35,573,662	18,269,570
10000210	Dep Cum - Office Equipment	(11,769,714)	(6,411,316)
10000400	Leasehold Improvement	60,968,953	60,518,953
10000410	Dep Cum - Leasehold Improvement	(50,212,796)	(44,783,339)
10000500	Computers	203,349,120	166,353,475
10000510	Dep Cum - Computers	(146,106,960)	(123,280,768)
10001100	Computers Software	13,896,148	11,608,148
10001110	Dep Cum - Software	(7,723,896)	(4,853,397)
10002000	Leasehold Improvement WIP	-	-
10002300	GB-ROU-Building-leases	426,555,331	212,949,814
10002302	AD-ROU-Building	(143,670,597)	(78,731,776)
10002400	Auc - Office Equipment	0	-
10002600	Auc- Computer equipmemnt	-	-
10002900	Auc-Furniture & Fixtures	-	-
10014300	Adv - Sundry Vendors	-	-
10014401	Advance - Imprest Account	-	-
10014707	Advance - Other	(47,905)	(47,905)
10014479	Other Advances	12,285,879	1,010,019
10014477	Other Security Deposit	27,685,268	16,863,560
For acct creation	Other Security Deposit	712,021	703,781
10014478	Fixed Deposit	95,036,547	-
10014485	Foreign Currency Receivable	-	-
10014486	Premium on Forward Contract A/c	-	-
10014500	Prepaid Expenses Rent	-	2,168,154
10014508	Prepaid Expenses Insurance Others	310,280	118,461
10014503	Prepaid Expenses Other	4,040,406	4,905,094
10015005	Trade Drs Accrued	-	-
10015000	Provision for Unbilled Revenue BS	115,120,695	62,864,702
10035142	Provision for Doubtful debts	(3,211,945)	(4,403,238)
10035230	Trade Receivables	198,790,412	154,486,976
10047000	Petty Cash	35,000	35,000
10056080	BDO Unibank Inc_ 002060125878	2,332,862	28,158,538
10056100	BDO Unibank Inc_ 102060452941	12,231,564	55,107,307
10056120	China Banking_ 003000231611	3,104,879	10,051,797
20000001	Equity Share Capital	(81,250,000)	(81,250,000)
20010000	Profit and loss account	(138,147,270)	(22,448,894)
20010212	Accumulated Other Comprehensive Income	(1,988,608)	(1,988,608)
20022150	Trade Creditors - External	(16,393,487)	(10,334,217)
20022321	Imprest Account	6,600,567	(494,973)
20034621	Other Liab Payable	(227,917)	(227,917)
20032273	Output Tax Philipines	(1,166,393)	(2,911,649)
20032512	SSS EC Payable	(6,312,140)	(4,404,970)
20032513	SSS Loan Payable	(800,603)	(373,599)
20032514	HDMF Payable	(658,100)	(490,500)
20032515	HDMF Loan Payable	(303,800)	(194,847)
20032516	PHIC Payable	(1,958,403)	(1,340,914)
20032421	Withholding Tax Payable - Expanded	(1,291,588)	(737,207)
20032422	Withholding Tax Payable - Compensation	277,929	(164,879)
20033101	Provision for Expenses	(47,585,633)	(13,061,880)
20033103	Provisions for Income Tax	(10,138,917)	(8,568,580)
20033100	Provision for Leave & Gratuity	(17,821,991)	(12,770,062)
20036105	Unearned income	(66,474)	(87,400)
20034630	Foreign Currency Payable	-	-
20034637	13th Month Payable	(6,264,553)	(7,983,857)
20034638	Sick Leave Encashment Payable	(5,031,239)	(3,341,941)
20036103	Lease Liability Building	(239,317,947)	(93,406,436)
For acct creation	Current Lease Liability	(48,335,613)	(47,609,893)
30000028	Sales Export	(1,181,311,223)	(828,194,421)
30002008	Service Domestic	(90,515,983)	(72,293,363)
31000000	Interest on Temp Deposit	(3,967,993)	(96,841)
31009997	PV of FI_SD_Ind AS - Other Income	(1,263,335)	(865,364)
31009999	OCI	670,927	1,815,546
31001010	Foreign Exchange Real Gain Account	(16,934,478)	(1,032,227)
40021103	IDC - Foreign exchange loss	62,305,691	244,352
31001001	Foreign Exchange Gain	(42,048,969)	(9,966,405)
40002500	Core employee salary & remuneration	448,799,840	263,002,125
40002041	Direct : Salary	128,095,863	104,831,532
40003007	Associate Employee Socso Contributio	55,454,601	30,430,297
40002024	Direct : Communication expenses	15,622,498	9,567,115
40013200	Depreciation : ROU Building lease	64,938,841	45,375,526
40013050	Depreciation : Computer equipmemnt	22,826,192	12,579,737
40002020	Direct : Rent office / Guest House / Centre	66,920,300	44,337,919
40002021	Direct : Electricity expenses	26,212,835	22,741,040
40001017	Direct : Rent_Ind AS 116 Leases	(63,056,853)	(44,337,969)
40012907	Interest expense_Ind AS 116 leases	10,612,829	5,931,615
40013110	Depreciation : Computer Software	2,870,499	2,113,415

Flowing Sheet 2 of 2
2025-03-31 14:45:00

G/L Account	Particulars	March 31, 2025	March 31, 2024
40002522	Core employee 13th month salaries	26,570,144	18,617,759
40002516	Compensated Absences	9,914,937	5,763,429
40003504	Core Employee Gratuity	3,461,415	1,629,425
40002002	Associate Employee Salary	22,896,819	16,982,220
40003517	SSS/Philhealth/Pag-ibig Contribution	1,753,886	1,147,092
40004002	IDC - Staff Welfare others	35,752,163	18,689,141
40004007	IDC - Staff training expenses	-	-
40002204	Telephone Reimbursements	1,101,861	881,179
40016002	IDC - Rent guest house	574,773	1,005,605
40013010	Depreciation - Furniture and Fixtures	1,435,759	598,233
40013020	Depreciation - Office Equipment	5,358,399	1,638,870
40013040	Depreciation - Leasehold Improvement	5,429,457	516,893
40017000	IDC - Rates & Taxes	7,502,123	5,360,215
40015004	IDC - Electricity Expenses	161,005	105,050
40015007	IDC - Repairs and maintenance	4,220,255	3,041,520
40019506	IDC - Other travel expense	17,808,759	22,389,654
40014001	IDC - Printing & stationery	1,723,986	2,944,060
40021105	IDC - Insurance	613,656	499,648
40022002	IDC - Sales Promotion	242,418	491,773
40015003	IDC - Other Office Expenses	18,778,567	14,271,696
40005007	IDC - Staff recruitment	31,106,492	15,407,218
40021106	IDC - Miscellaneous expenses	24,657	104,018
40012900	IDC - Bank Charges	178,214	90,949
40015006	IDC - Security expenses	8,533,718	5,336,598
40002050	Office Maintenance	5,648,098	3,158,619
40020000	IDC - Other professional fee	7,414,560	2,600,659
40014000	IDC - Postage & courier charges	134,229	115,826
40003004	Associate Employee Gratuity	919,587	440,656
40021000	IDC - Bad debts written off	(1,191,293)	4,253,901
40002075	Associate emp 13th month salaries	1,299,610	1,123,557
40019515	Income Tax Expense	41,022,895	31,433,026

As per our Report of even date


SURESH RAJAGOPALAN
Country Manager
Allsecitech Manila, Inc.

Place: Manila, Philippines
Date: _____


Allsecitech Manila, Inc.
Country Manager

Allsectech Manila Inc.
Balance Sheet
(All amounts are in PHP, unless otherwise stated)

		As at March 31, 2025	As at March 31, 2024
	Schedules		
Equity and liabilities			
Shareholders' funds			
Share capital	1	81,250,000	81,250,000
Reserves and surplus	2	373,512,647	257,615,383
		454,762,647	338,865,383
Non-current liabilities			
Lease Liability	3	239,317,947	93,406,436
Retirement Liability	3	17,821,991	12,770,062
		257,139,938	106,176,498
Current liabilities			
Sundry creditors - others	4	62,704,183	27,548,328
Sundry creditors - non Trade	4	1,104,404	568,446
Accrued salaries and benefits	4	6,264,553	7,983,857
Lease liability	4	48,335,613	47,609,893
Provision for taxation	4	10,138,917	8,568,580
Other liabilities	4	11,108,694	10,050,119
		139,656,364	102,329,223
Total		851,558,949	547,371,104
Assets			
Non-current assets			
Fixed assets	5	383,132,985	215,348,858
Other non-current assets	6	27,685,268	16,863,560
		410,818,253	232,212,418
Current assets			
Cash and bank balances	8	112,740,852	93,352,641
Trade receivables	7	310,699,162	212,948,440
Short-term loans and advances	9	12,237,974	962,114
Prepayments and other current assets	10	5,062,708	7,895,490
		440,740,696	315,158,686
Total		851,558,949	547,371,104

As per our Report of even date

For Allsectech Manila Inc.


SURESH RAJAGOPALAN
Country Manager
Allsectech Manila, Inc.

Place: Manila, Phillipines
Date:



Allsectech Manila Inc.
Schedules to the Financial Statements
(Amounts in PHP)

	As at March 31, 2025	As at March 31, 2024
1 Share Capital		
Capital Stocks - Common	81,250,000	81,250,000
	81,250,000	81,250,000
2 Reserves and Surplus		
Reserves and surplus	257,615,383	296,503,448
Profit for the period	234,047,695	234,993,425
Dividends	(117,479,505)	(272,065,944)
Remeasurement gain on retirement liability - OCI	(670,927)	(1,815,546)
Net reserves and surplus in the statement of profit and loss	373,512,647	257,615,383
3 Other Long-Term Liabilities		
Lease Liability	239,317,947	93,406,436
Retirement liability	17,821,991	12,770,062
	257,139,938	106,176,498
4 Current liabilities		
Sundry creditors - non trade	1,104,404	568,446
Sundry creditors - others	62,704,183	27,548,328
Accrued salaries and benefits	6,264,553	7,983,857
Lease liability	48,335,613	47,609,893
Provision for taxation	10,138,917	8,568,580
Other liabilities	11,108,694	10,050,119
	139,656,364	102,329,223
5 Fixed Assets		
Property and equipment	317,756,402	263,006,665
Right-of-use asset	426,555,331	212,949,814
Intangible asset	13,896,148	11,608,148
Accumulated depreciation	(375,074,896)	(272,215,768)
	383,132,985	215,348,858
6 Other Non-current Assets		
Other financial assets - non current	27,685,268	16,863,560

Prepared by: *[Signature]*
Checked by: *[Signature]*
Reviewed by: *[Signature]*
Date: *[Signature]*

Allsectech Manila Inc.
Schedules to the Financial Statements
(Amounts in PHP)

	As at March 31, 2025	As at March 31, 2024
7 Current trade receivable (unsecured)		
Considered good	313,911,107	217,351,678
Allowance for expected credit losses	(3,211,945)	(4,403,238)
	310,699,162	212,948,440
8 Cash and bank balances		
Cash on hand	35,000	35,000
Balance with banks		
- in current accounts	112,705,852	93,317,641
	112,740,852	93,352,641
9 Short-term loans and advances (Unsecured, considered good unless stated otherwise)		
Advances recoverable in cash or in kind or for value to be received	12,125,529	889,222
Loan to subsidiary	112,445	72,893
	12,237,974	962,114
10 Prepayments and other current assets		
Prepayments and other current assets	5,062,708	7,895,490
	5,062,708	7,895,490



SURESH RAJAGOPALAN
Country Manager
Allsectech Manila, Inc.

Place: Manila, Phillipines
Date:

Signature of Suresh Rajagopalan
Country Manager
Allsectech Manila, Inc.

Allsectech Manila Inc.
Schedules to the Financial Statements
(Amounts in PHP)

	For the year ended March 31, 2025	For the year ended March 31, 2024
11 Other Income - net		
Interest	5,231,328	962,205
Others	(3,322,244)	10,754,280
	1,909,082	11,716,485
12 Employee costs and benefits		
Salaries, wages and allowances	694,785,699	441,898,010
Recruitment and training	31,106,492	15,407,218
Staff welfare	40,133,165	20,759,222
	766,025,356	478,064,451
13 Other expenses		
Rent and amenities	23,216,786	15,277,251
Electricity	26,373,840	22,846,090
Professional and consultancy charges	7,414,560	2,600,659
Travel and conveyance	17,942,987	22,505,480
Telephone	16,724,359	10,448,294
Repairs and maintenance		
- Plant and machinery	4,220,255	3,041,520
- Others	14,181,817	8,495,217
Rates and taxes	7,502,123	5,360,215
Miscellaneous expenses	1,748,643	3,048,080
Other selling expenses	(948,875)	4,745,675
Insurance	613,656	499,648
	118,990,151	98,868,129
14 Finance costs		
Bank charges	178,214	90,949
Interest - others	10,612,829	5,931,615
	10,791,043	6,022,564



SURESH RAJAGOPALAN
Country Manager
Allsectech Manila, Inc.

Place: Manila, Phillipines
Date:



Allsectech Manila Inc.
Statement of Comprehensive Income
(All amounts are PHP, unless otherwise stated)

		For the year ended	For the year ended
	Schedules	March 31, 2025	March 31, 2024
Income			
Revenue from operations(net)		1,271,827,206	900,487,784
Other income - net	11	1,909,082	11,716,485
Total revenue (I)		1,273,736,288	912,204,269
Expenses			
Employee cost and benefits	12	766,025,356	478,064,451
Other expenses	13	118,990,151	98,868,129
Total (II)		885,015,507	576,932,580
Earnings before interest, tax, depreciation and amortization (EBITDA) (I) - (II)		388,720,780	335,271,689
Finance costs	14	10,791,043	6,022,564
Depreciation and amortization expense		102,859,147	62,822,673
Profit before tax		275,070,591	266,426,451
Provision for taxation			
Current tax		41,022,895	31,433,026
Profit for the quarter		234,047,695	234,993,425
Item that will not be Reclassified Subsequently to Profit or Loss			
Remeasurement gain(loss) on defined benefit obligation	2	(670,927)	(1,815,546)
Total Comprehensive Income		233,376,768	233,177,879

As per our Report of even date

For Allsectech Manila Inc.


SURESH RAJAGOPALAN
Country Manager
Allsectech Manila, Inc.

Place: Manila, Phillipines
Date:

